


Certificate ID: **15931**

 Client Sample ID: **0134A**

 Matrix: **Tincture - Vegetable Oil**

 Date Received: **2/21/2017**


This test method was performed in accordance with the requirements of ISO/IEC 17025. These results relate only to the test article listed in this report. Reports may not be reproduced except in their entirety.

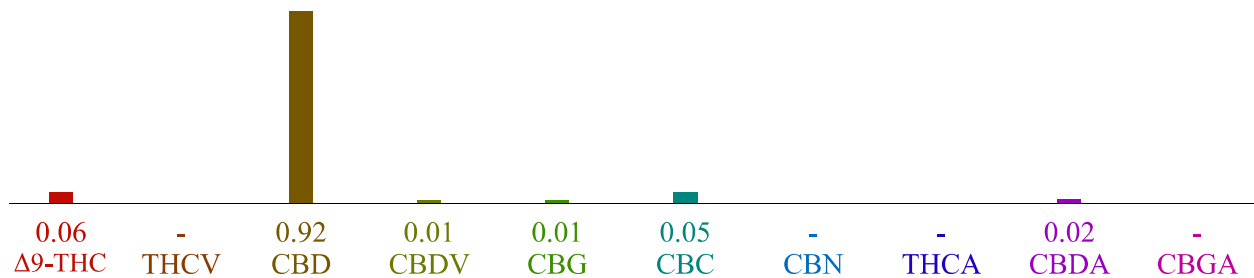
Authorization: Lysie Almeida, Sr. Chemist	Signature: 	Date: 3/1/2017
--	--	-------------------

CN: Cannabinoid Profile & Potency [WI-10-04]

Analyst: LA

Test Date: 3/1/2017

The client sample was analyzed by Convergence Chromatography (CC). The collected data was compared to data collected for certified reference standards at known concentrations.

15931-CN


ID	Weight %	Conc.
Δ 9-THC	0.06 wt %	0.51 mg/mL
THCV	0.00 wt %	0.00 mg/mL
CBD	0.92 wt %	8.27 mg/mL
CBDV	0.01 wt %	0.13 mg/mL
CBG	0.01 wt %	0.13 mg/mL
CBC	0.05 wt %	0.49 mg/mL
CBN	-	-
THCA	0.00 wt %	0.03 mg/mL
CBDA	0.02 wt %	0.19 mg/mL
CBGA	-	-
Total	1.08 wt%	9.75 mg/mL
Max THC	0.06 wt%	0.53 mg/mL
Max CBD	0.94 wt%	8.44 mg/mL


Ratio of Total CBD to THC 15.7:1

Max THC (and Max CBD) are calculated values for total cannabinoids after heating, assuming complete decarboxylation of the acid to the neutral form. It is calculated based on the weight loss of the acid group during decarboxylation: Max THC = (0.877 x THCA) + THC.

Certificate ID: **15932**

 Client Sample ID: **0134B**

 Matrix: **Tincture - Vegetable Oil**

 Date Received: **2/21/2017**


This test method was performed in accordance with the requirements of ISO/IEC 17025. These results relate only to the test article listed in this report. Reports may not be reproduced except in their entirety.

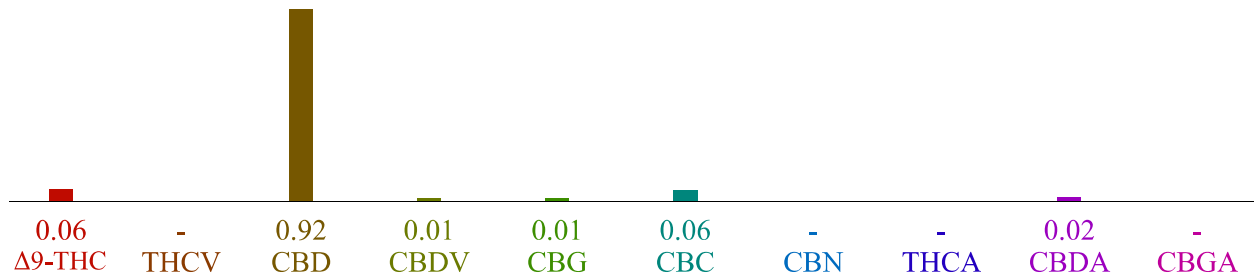
Authorization: Lynsie Almeida, Sr. Chemist	Signature: 	Date: 3/1/2017
---	--	-------------------

CN: Cannabinoid Profile & Potency [WI-10-04]

Analyst: LA

Test Date: 3/1/2017

The client sample was analyzed by Convergence Chromatography (CC). The collected data was compared to data collected for certified reference standards at known concentrations.

15932-CN


ID	Weight %	Conc.
Δ 9-THC	0.06 wt %	0.51 mg/mL
THCV	0.00 wt %	0.00 mg/mL
CBD	0.92 wt %	8.32 mg/mL
CBDV	0.01 wt %	0.13 mg/mL
CBG	0.01 wt %	0.13 mg/mL
CBC	0.06 wt %	0.50 mg/mL
CBN	-	-
THCA	0.00 wt %	0.03 mg/mL
CBDA	0.02 wt %	0.19 mg/mL
CBGA	-	-
Total	1.09 wt%	9.83 mg/mL
Max THC	0.06 wt%	0.54 mg/mL
Max CBD	0.94 wt%	8.49 mg/mL


Ratio of Total CBD to THC 15.7:1

Max THC (and Max CBD) are calculated values for total cannabinoids after heating, assuming complete decarboxylation of the acid to the neutral form. It is calculated based on the weight loss of the acid group during decarboxylation: Max THC = (0.877 x THCA) + THC.